

Annual Activity Survey for City Academy Norwich

Welcome to Children's Services' annual Activity Survey, 2025. It provides information about first destinations of young people who reached the statutory school leaving age in the summer of 2025. Data is based on destinations recorded as at 31st Oct 2025.

The report is based on data provided by schools, colleges, sixth forms, and the Post-16 EET team. We extend our sincere thanks to all contributors for their continued efforts in making this survey possible.

The overall findings are disappointing, though not unexpected, with a decline in the number of young people engaged in learning.

While the NEET figure currently appears lower than last year, this is primarily due to a higher proportion of unknowns at the time of publication. We anticipate that the final NEET percentage will be broadly in line with last year's figures.

Karin Porter
Participation Strategy & Transition Manager

2025 Headline Figures - Analysis for Norfolk

Norfolk Year 11 Count




The total number of Year 11 students in Norfolk's schools for the academic year

2024 - 2025

9,725


Full Time Education



The percentage of young people that moved into **full time education**

2024	89.18%
2025	89.11%


In Learning Percentage



The overall **in-learning** percentage

2024	93.05%
2025	92.05%

Apprenticeships




APPRENTICESHIPS

Apprenticeships and Employment with Training

2024	3.59%
2025	2.59%

NEET



The percentage of young people who are **NEET**

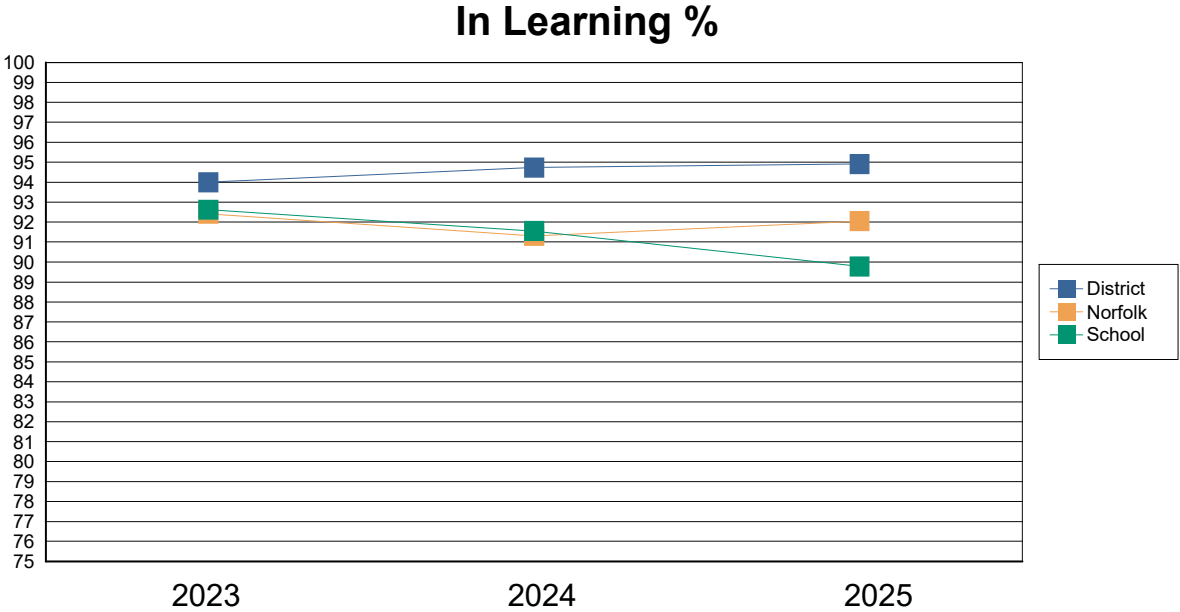
2024	3.07%
2025	1.99%

City Academy Norwich

Your Top 6 Provider Destinations in 2025

City College Norwich	72
Access Creative College	15
Easton College	9
St Edmunds Society	3
City Academy Norwich	3
Notre Dame High School, Norwich	3

In Learning Destinations - Comparison over 3 Years



Activity Breakdown Last Three Years

	2025		2024		2023	
Cohort	137		142		123	
Full Time Education	121	88.32%	129	91.00%	112	91.06%
Full Time Training	0	0.00%	0	0.00%	0	0.00%
Apprenticeship	2	1.46%	1	1.00%	2	1.63%
Employment with Training	0	0.00%	0	0.00%	0	0.00%
Working towards participation	0	0.00%	2	1.41%	0	0.00%
Employment without Training	1	0.73%	1	0.70%	2	1.63%
Wrk Towards participation(NEET)	0	0.00%	0	0.00%	0	0.00%
Not settled (active)	1	0.73%	0	0.00%	0	0.00%
Temporary Break(NEET)	0	0.00%	1	0.70%	0	0.00%
Not settled (active - NEET)	4	2.92%	7	4.93%	2	1.63%
Not settled (not active-NEET)	0	0.00%	0	0.00%	0	0.00%
Unknown	8	5.84%	1	0.70%	5	4.07%

City Academy Norwich Destination Categories

*Some young people in our cohort do not identify as either "Male" or "Female". Therefore, the "All" column may not be equal to the two columns combined.

Full time Education	All		Female		Male	
School sixth form	32	23.36%	15	46.88%	15	46.88%
Further education	86	62.77%	46	53.49%	40	46.51%
Other post 16 education	3	2.19%	3	100.00%	0	0.00%
Full time Education Total	121	88.32%	64	52.89%	55	45.45%
Apprenticeship	All		Female		Male	
Apprenticeship	2	1.46%	1	50.00%	1	50.00%
Apprenticeship Total	2	1.46%	1	50.00%	1	50.00%
Employment without training	All		Female		Male	
Employment no training	1	0.73%	1	100.00%	0	0.00%
Employment without training Total	1	0.73%	1	100.00%	0	0.00%
Not settled (active in the labour market)	All		Female		Male	
Part time employment	1	0.73%	1	100.00%	0	0.00%
Not settled (active in the labour market) Total	1	0.73%	1	100.00%	0	0.00%
Current activity not established	All		Female		Male	
Current situation not known	7	5.11%	4	57.14%	2	28.57%
Cannot be contacted - all attempts failed	1	0.73%	1	100.00%	0	0.00%
Current activity not established Total	8	5.84%	5	62.50%	2	25.00%
Not settled (active in the labour market-NEET)	All		Female		Male	
Working not for reward	1	0.73%	1	100.00%	0	0.00%
Seeking employment, education or training	3	2.19%	2	66.67%	1	33.33%
Not settled (active in the labour market-NEET) Total	4	2.92%	3	75.00%	1	25.00%
Total	137		75	54.74%	59	43.07%

September Guarantee Offers

	Total
Offer Made	132
Going Into Employment without Training	1
Application Made	3
Guarantee Status Not Recorded	1
Total	137

City Academy Norwich Destination Categories for EHCP and SEN Support Students

Full time Education	All	EHCP	SEN Support
School sixth form	32	3 9.38%	7 21.88%
Further education	86	6 7.63%	31 36.05%
Other post 16 education	3	0 7.44%	0 0.00%
Full time Education Total	121	9 7.44%	38 31.40%
Apprenticeship	All	EHCP	SEN Support
Apprenticeship	2	0 0.00%	2 100.00%
Apprenticeship Total	2	0 0.00%	2 100.00%
Employment without training	All	EHCP	SEN Support
Employment no training	1	0 0.00%	1 100.00%
Employment without training Total	1	0 0.00%	1 100.00%
Not settled (active in the labour market)	All	EHCP	SEN Support
Part time employment	1	0 0.00%	1 100.00%
Not settled (active in the labour market) Total	1	0 0.00%	1 100.00%
Current activity not established	All	EHCP	SEN Support
Current situation not known	7	0 0.00%	2 28.57%
Cannot be contacted - all attempts failed	1	0 0.00%	0 0.00%
Current activity not established Total	8	0 0.00%	2 25.00%
Not settled (active in the labour market-NEET)	All	EHCP	SEN Support
Working not for reward	1	0 0.00%	0 0.00%
Seeking employment, education or training	3	1 25.00%	0 0.00%
Not settled (active in the labour market-NEET) Total	4	1 25.00%	0 0.00%
Total	137	10 7.30%	44 32.12%

Norfolk Destination Categories

Full time Education	8666	89.11%
Full time Training	34	0.35%
Apprenticeship	240	2.47%
Employment combined with training	12	0.12%
Working towards participation	24	0.25%
Employment without training	146	1.50%
Not settled (active in the labour market)	29	0.30%
Current activity not established	379	3.90%
Temporary break from learning(NEET)	19	0.20%
Not settled (active in the labour market-NEET)	163	1.68%
Not settled (not active in the labour market-NEET)	2	0.02%
Working towards participation(NEET)	10	0.10%
Other	1	0.01%
Total	9725	